

EcoLine



ISO 60-40 MEDICAL CARTS

PROCEDURE | EMERGENCY | MEDICATION | ANESTHESIA



PEGASUS MEDICAL

Pegasus Medical is the partner of leading healthcare organizations and hospitals in 5 continents.

Our clients recommend our products and solutions since we greatly **simplify healthcare materials management** with flexible and scalable solutions. We provide significant **cost savings**, and stand behind our methodology with **unmatched expert support**.

With over 20 years of experience in medication and hospital supplies management, Pegasus Medical has developed **Ecoline carts** to provide an ideal combination for hospitals using ISO 60-40 trays and baskets.



MEDICAL CARTS

Pegasus Medical provides a wide range of carts and trolleys with a variety of available accessories.

Our carts are **solid, customizable and affordable.** By utilizing a modular structure, we enable a quick reconfiguration of a standard cart into a unique drawer configuration with a designated color coding.

Ecoline is the ideal solution for your medication and hospital supplies management needs.

Ecoline drawers are compatible with any ISO 60-40 tray / basket. Most important, the position of drawers, trays and baskets can always be redefined.



Hygienic

Smooth and easy-to-clean surfaces

Drawers and tops can be removed for cleaning

Product specifications developed with the highest infection control standards

Cart Sizes

Compatible with ISO standard modules sized 60x40cm (23.6"x16") and 30x40cm (12"x16")

Several cart heights available

Flexible

Three different drawer heights available: 5cm, 10cm, 20cm (2", 4", 8")

Drawers configurations can be configured and modified without tools

Countless drawer-dividing possibilities, the compartments can be ideally adapted to the stored articles and the storage space can be optimized

Carts can be customized by adding various accessories

High visibility and well-organized

Full extension drawer: entire contents can be seen when drawer is pulled out

Easy to use

Soft self-closing drawers

High-quality 125mm non-marking casters designed for easy and smooth cart operations

Extremely easy accessory mounting

Material

Powder-coated steel

Top plate and wall bumpers made of ABS plastic

Safety

Extended wheel base ensures the carts' stability even when drawers are pulled out

Smooth-running casters

Front casters with individual brakes

All EcoLine carts are supplied with a key lock



PROCEDURE CARTS

ACCESSORIES

☐ WORKTOP & SIDE SHELF *

#CRTA-SLSHLF-R

Worktop: ABS 60x40cm (24x16")
+ stainless steel 40x30cm (16x12")



☐ WORKTOP GALLERY TOP *

#CRTA-TOPPC-3SGT

Worktop: ABS 60x40cm (24x16")



☐ WORKING SURFACE

#CRTA-TOPPC-ST

Standard for procedure cart
Worktop: 60x40cm (24x16")



☐ IV POLE

#CRTA-IVPOLE-HA

Height adjustable IV pole
Max height 188cm (74")



☐ COMBINATION LOCK

#CRTA-MK39/43ELKIT

Electronic lock with four-digit
user code



☐ KEY LOCK

Provided as a standard



☐ TILT-BIN HOLDER 2 **

#CATA-TRL-2

Tilt-Bin holder for 2 rows
Height above cart: 62.1cm (24.8")



☐ TILT-BIN HOLDER 3 **

#CATA-TRL-3

Tilt-Bin holder for 3 rows
Height above cart: 86cm (34.4")



☐ ALUMINUM ACCESSORY RAIL

#CRTA-SRAIL-MK/NM

For mounting various
accessories on carts



☐ HAZARD BIN HOLDER

#CRTA-HAZB-HL

Powder-coated steel



☐ SIDE CATHETER BOX

#CRTA-CATH-HLD

10.2x10.2x45cm (4x4x18")
Steel boxes with flexiglass panel



☐ GLOVE HOLDER

#CRTA-GLVBX

For holding a disposable
glove box 24x16.4x9.2cm
(9.6x6.5x3.7")



☐ TRIO GLOVE HOLDER

#CRTA-GLOVBX-3

For holding 3 disposable
glove boxes 24x16.4x9.2cm
(9.6x6.5x3.7")



☐ SIDE BASKET

#CRTA-SBASKET

Wire side basket
44x16x19cm (17.6x6.4x7.6")



☐ WASTE BASKET

#CRTA-WSBIN

Waste basket, large - 10L
with holder 26x20x36.5cm
(10.4x8x14.6")



☐ PUSH HANDLE

#CRTA-ALPH-MK/NM

Aluminum 40cm (16")



☐ FOLDABLE FRAME

#CRTA-SFRAME-FL


For side shelf/side tray



Should be ordered with 1 or 2 accessory rails

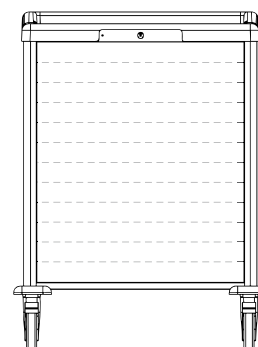
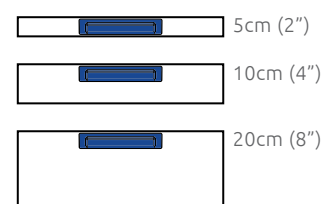
* Note: Worktop side shelf or gallery top are optional and should be ordered separately

** Bins should be ordered separately



MULTIPLE DRAWER FRONT CONFIGURATIONS

Drawer front configurations can be changed instantly without the use of tools e.g. single set of 10cm (4") drawer can be changed with 2 sets of 5cm (2") drawers



CRT-M31KL-448

CRT-M35KL-4448

CRT-M39KL-44448

CRT-M43KL-444448

MEDICATION CARTS

ACCESSORIES

- ☐ **WORKTOP & SIDE SHELF ***
#CRTA-SLSHLF-R
Worktop: ABS 60x40cm (24x16")
+ stainless steel 40x30cm (16x12")



- ☐ **WORKTOP GALLERY TOP ***
#CRTA-TOPPC-3SGT
Worktop: ABS 60x40cm (24x16")



- ☐ **WORKING SURFACE**
#CRTA-TOPPC-ST
Standard for procedure cart
Worktop: 60x40cm (24x16")



- ☐ **IV POLE**
#CRTA-IVPOLE-HA
Height adjustable IV pole
Max height 188cm (74")



- ☐ **COMBINATION LOCK**
#CRTA-MK39/43ELKIT
Electronic lock with four-digit user code



- ☐ **TILT-BIN HOLDER 2 ****
#CATA-TRL-2
Tilt-Bin holder for 2 rows
Height above cart: 62.1cm (24.8")



- ☐ **TILT-BIN HOLDER 3 ****
#CATA-TRL-3
Tilt-Bin holder for 3 rows
Height above cart: 86cm (34.4")



- ☐ **ALUMINUM ACCESSORY RAIL**
#CRTA-SRAIL-MK/NM
For mounting various accessories on carts



- ☐ **HAZARD BIN HOLDER**
#CRTA-HAZB-HL
Powder-coated steel



- ☐ **SIDE CATHETER BOX**
#CRTA-CATH-HLD
10.2x10.2x45cm (4x4x18")
Steel boxes with flexiglass panel



- ☐ **GLOVE HOLDER**
#CRTA-GLVBX
For holding a disposable glove box 24x16.4x9.2cm (9.6x6.5x3.7")



- ☐ **TRIO GLOVE HOLDER**
#CRTA-GLOVBX-3
For holding 3 disposable glove boxes 24x16.4x9.2cm (9.6x6.5x3.7")



- ☐ **SIDE BASKET**
#CRTA-SBASKET
Wire side basket
44x16x19cm (17.6x6.4x7.6")



- ☐ **WASTE BASKET**
#CRTA-WSBIN
Waste basket, large - 10L with holder 26x20x36.5cm (10.4x8x14.6")



- ☐ **PUSH HANDLE**
#CRTA-ALPH-MK/NM
Aluminum 40cm (16")



- ☐ **FOLDABLE FRAME**
#CRTA-SFRAME-FL
For side shelf/side tray

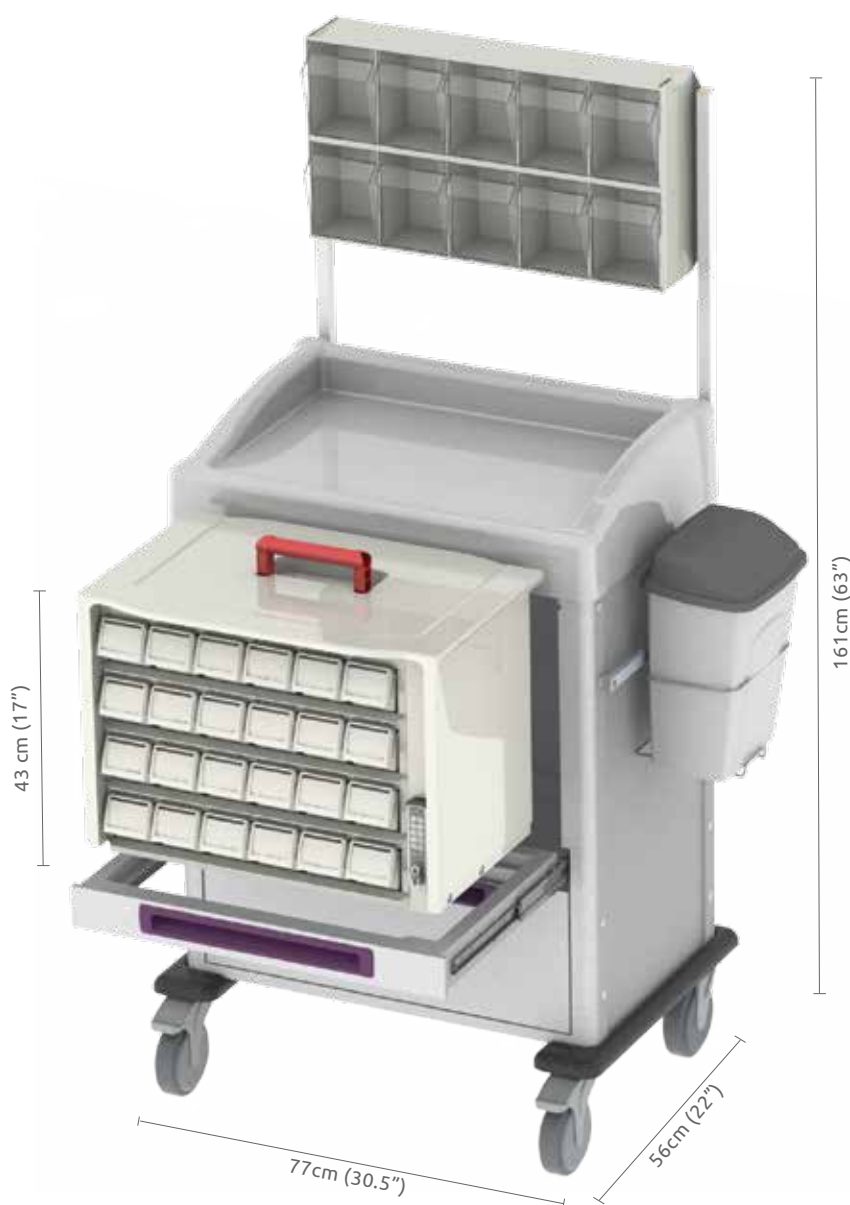


Should be ordered with 1 or 2 accessory rails

* Note: Worktop side shelf or gallery top are optional and should be ordered separately

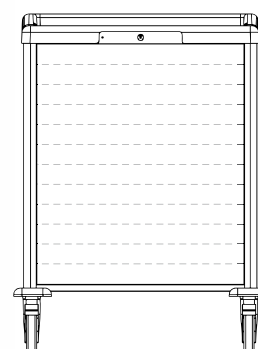
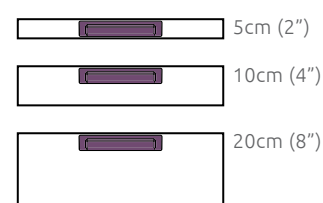
** Bins should be ordered separately

M39-MED1



MULTIPLE DRAWER FRONT CONFIGURATIONS

Drawer front configurations can be changed instantly without the use of tools e.g. single set of 10cm (4") drawer can be changed with 2 sets of 5cm (2") drawers



The cassettes are according to ISO standard and fit Pegasus's different storage systems



* Medication cassette item #MED-CAST-4L-WCL
* Medication drawer item #MED-DWR



CRT-M39KL-44448
+ MED-CAST-4L-WCL



CRT-M43KL-444448
+ MED-CAST-4L-WCL

ISOLATION CARTS

ACCESSORIES

□ WORKTOP & SIDE SHELF *

#CRTA-SLSHLF-R

Worktop: ABS 60x40cm (24x16")
+ stainless steel 40x30cm (16x12")



□ WORKTOP GALLERY TOP *

#CRTA-TOPPC-3SGT

Worktop: ABS 60x40cm (24x16")



□ WORKING SURFACE

#CRTA-TOPPC-ST

Standard for procedure cart
Worktop: 60x40cm (24x16")



□ COMBINATION LOCK

#CRTA-MK39/43ELKIT

Electronic lock with four-digit
user code



□ ALUMINUM ACCESSORY RAIL

#CRTA-SRAIL-MK/NM

For mounting various
accessories on carts



□ HAZARD BIN HOLDER

#CRTA-HAZB-HL

Powder-coated steel



□ GLOVE HOLDER

#CRTA-GLVBX

For holding a disposable
glove box 24x16.4x9.2cm
(9.6x6.5x3.7")



□ TRIO GLOVE HOLDER

#CRTA-GLOVBX-3

For holding 3 disposable
glove boxes 24x16.4x9.2cm
(9.6x6.5x3.7")



□ SIDE BASKET

#CRTA-SBASKET

Wire side basket
44x16x19cm (17.6x6.4x7.6")



□ WASTE BASKET

#CRTA-WSBIN

Waste basket, large - 10L
with holder 26x20x36.5cm
(10.4x8x14.6")



□ PUSH HANDLE

#CRTA-ALPH-MK/NM

Aluminum 40cm (16")



□ FOLDABLE FRAME

#CRTA-SFRAME-FL

For side shelf/side tray



Should be ordered with 1 or 2 accessory rails

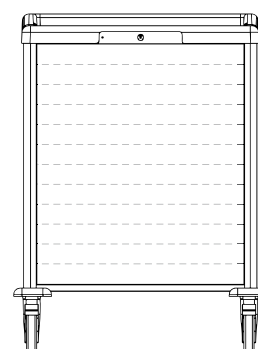
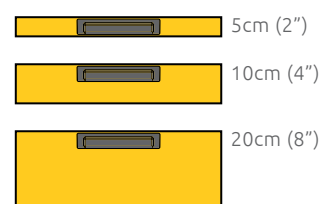
* Note: Worktop side shelf or gallery top
are optional and should be ordered separately

M39-ISO1



MULTIPLE DRAWER FRONT CONFIGURATIONS

Drawer front configurations can be changed instantly without the use of tools e.g. single set of 10cm (4") drawer can be changed with 2 sets of 5cm (2") drawers



CRT-M35KL-4448



CRT-M39KL-44448

ANESTHESIA CARTS

ACCESSORIES

WORKTOP & SIDE SHELF *

#CRTA-SLSHLF-R

Worktop: ABS 60x40cm (24x16")
+ stainless steel 40x30cm (16x12")



WORKTOP GALLERY TOP *

#CRTA-TOPPC-3SGT

Worktop: ABS 60x40cm (24x16")



WORKING SURFACE

#CRTA-TOPPC-ST

Standard for procedure cart
Worktop: 60x40cm (24x16")



COMBINATION LOCK

#CRTA-MK39/43ELKIT

Electronic lock with four-digit
user code



TILT-BIN HOLDER 2 **

#CATA-TRL-2

Tilt-Bin holder for 2 rows
Height above cart: 62.1cm (24.8")



TILT-BIN HOLDER 3 **

#CATA-TRL-3

Tilt-Bin holder for 3 rows
Height above cart: 86cm (34.4")



PUSH HANDLE

#CRTA-ALPH-MK/NM

Aluminum 40cm (16")



PUSH HANDLE

#CRTA-ALPH-MUU39

Aluminum 60cm (24")



ALUMINUM ACCESSORY RAIL

#CRTA-SRAIL-MK/NM

For mounting various
accessories on carts



ALUMINUM ACCESSORY RAIL MUU

#CRTA-SRAIL-MUU39

For mounting various
accessories on MUU carts



HAZARD BIN HOLDER

#CRTA-HAZB-HL

Powder-coated steel



SIDE CATHETER BOX

#CRTA-CATH-HLD

10.2x10.2x45cm (4x4x18")

Steel boxes with flexiglass panel



GLOVE HOLDER

#CRTA-GLVBX

For holding a disposable
glove box 24x16.4x9.2cm
(9.6x6.5x3.7")



TRIO GLOVE HOLDER

#CRTA-GLOVBX-3

For holding 3 disposable
glove boxes 24x16.4x9.2cm
(9.6x6.5x3.7")



SIDE BASKET

#CRTA-SBASKET

Wire side basket
44x16x19cm (17.6x6.4x7.6")



WASTE BASKET

#CRTA-WSBIN

Waste basket, large - 10L
with holder 26x20x36.5cm
(10.4x8x14.6")



Should be ordered with 1 or 2 accessory rails

* Note: Worktop side shelf or gallery top are optional and should be ordered separately

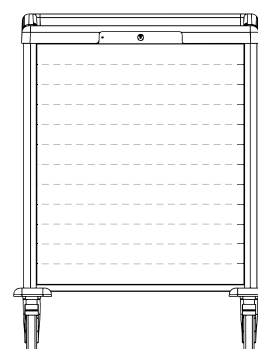
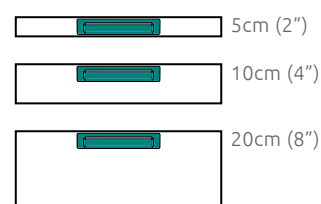
** Bins should be ordered separately

M39-ANS1



MULTIPLE DRAWER FRONT CONFIGURATIONS

Drawer front configurations can be changed instantly without the use of tools e.g. single set of 10cm (4") drawer can be changed with 2 sets of 5cm (2") drawers



CRT-M39KL-44448



CRT-M43KL-444448



CRT-MUU39-44448

EMERGENCY CARTS

ACCESSORIES

☐ WORKTOP & SIDE SHELF *

#CRTA-SLSHLF-R

Worktop: ABS 60x40cm (24x16")
+ stainless steel 40x30cm (16x12")



☐ WORKTOP GALLERY TOP *

#CRTA-TOPPC-3SGT

Worktop: ABS 60x40cm (24x16")



☐ WORKING SURFACE

#CRTA-TOPPC-ST

Standard for procedure cart
Worktop: 60x40cm (24x16")



☐ SEAL LOCK

#CRTA-BRO-LOCK

Breakaway/seal lock



☐ IV POLE

#CRTA-IVPOLE-HA

Height adjustable IV pole
Max height 188cm (74")



☐ CARDIAC BACKBOARD

#CRTA-CARBACKB

With hanging hooks
Acrylic 51x44cm (20.4x17.6")



☐ DEFIBRILLATOR ARM

#CRTA-SDIFARM

Swiveling defibrillator arm
Powder-coated steel



☐ PUSH HANDLE

#CRTA-ALPH-MK/NM

Aluminum 40cm (16")



☐ ALUMINUM ACCESSORY RAIL

#CRTA-SRAIL-MK/NM

For mounting various
accessories on carts



☐ HAZARD BIN HOLDER

#CRTA-HAZB-HL

Powder-coated steel



☐ GLOVE HOLDER

#CRTA-GLVBX

For holding a disposable
glove box 24x16.4x9.2cm
(9.6x6.5x3.7")



☐ OXYGEN CYLINDER

#CRTA-AXBH1

Side oxygen cylinder
PVC-coated steel wire



☐ WASTE BASKET

#CRTA-WSBIN

Waste basket, large - 10L
with holder 26x20x36.5cm
(10.4x8x14.6")



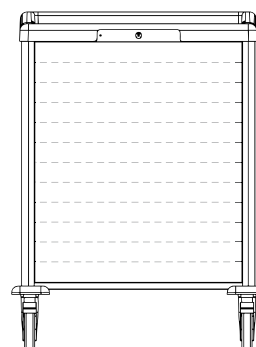
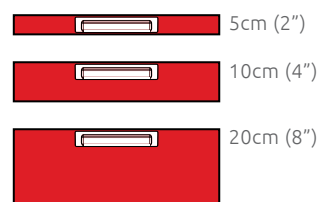
Should be ordered with 1 or 2 accessory rails

* Note: Worktop side shelf or gallery top are optional and should be ordered separately



MULTIPLE DRAWER FRONT CONFIGURATIONS

Drawer front configurations can be changed instantly without the use of tools e.g. single set of 10cm (4") drawer can be changed with 2 sets of 5cm (2") drawers



CRT-M39KL-44448

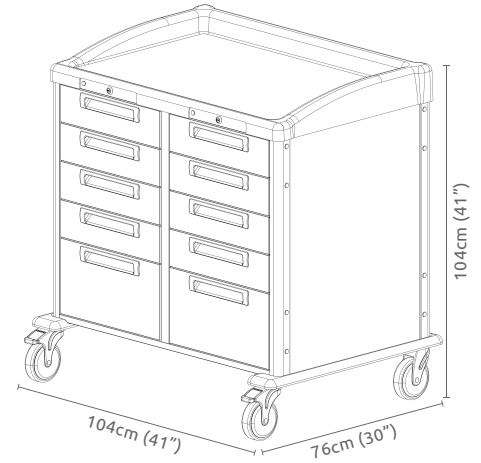
CRT-M43KL-444448

MOBILE WORKING STATION

Extremely large working surface

10 full sized 40X60cm creating extremely high storage capacity

Ideal for intensive care units; eliminates the need for fixed cabinetry in the room. Carts can be exchanged and cleaned between the different patients



CRT-MUU39-44448

SMALL FOOTPRINT CARTS



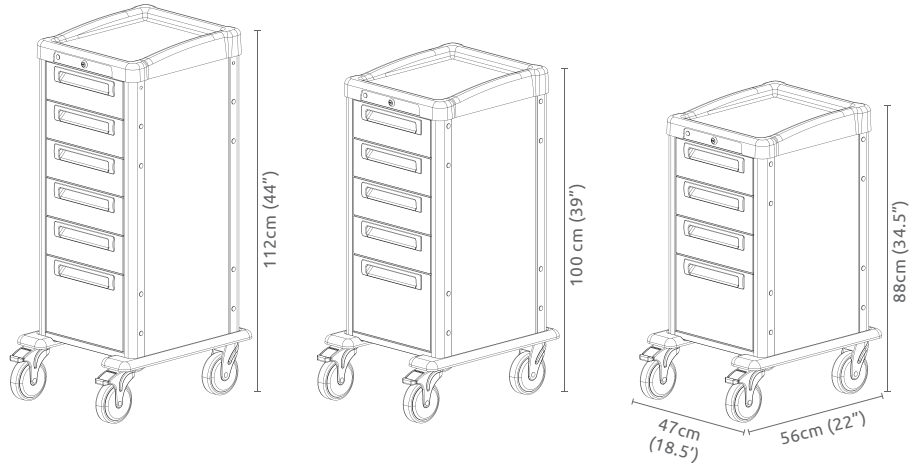
Extremely light and maneuverable

Equipped with 30X40 cm dividable modules

Can be easily pulled/pushed between patients' beds

All drawer modules can be easily removed for cleaning purposes

Electronic and mechanical locking solutions are available



CRT-NM43KL-444448

CRT-NM39KL-444448

CRT-NM35KL-44448

CARTS CONFIGURATIONS

Ecoline carts drawer front configurations

The Ecoline carts product range is extremely diverse. Here are some examples for the available configurations of the high procedure cart 109cm (43"):






CRT-M39KL-44448 + CRTA-TOPPC-3SGT

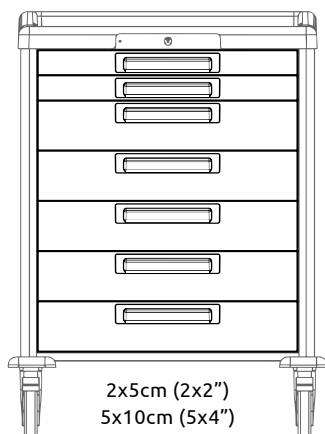
EcoLine cart with drawers

Standard cart configuration:
4x10cm (4x4"), 1x20cm (1x8")

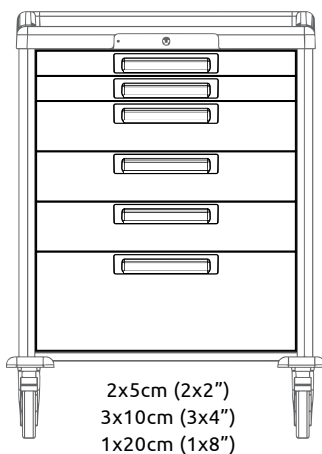
Height chart

		CRT-M31KL- 448	CRT-M35KL- 4448	CRT-M39KL- 44448	CRT-M43KL-444448
	STANDARD WORKING SURFACE	74cm (29")	86cm (34")	98cm (38.5")	110cm (43.5")
	WORKTOP GALLERY TOP	80cm (31.5")	92cm (36")	104cm (41")	116cm (46")
	WORKTOP & SIDE SHELF	85cm (33.5")	97cm (38")	109cm (43")	121cm (48")

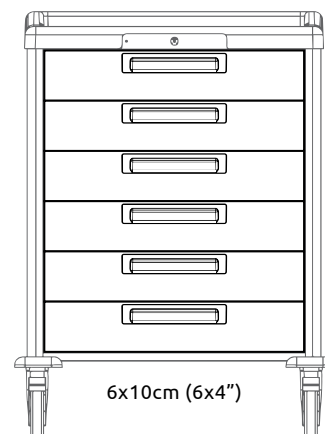
CRT-M39KL-2244444



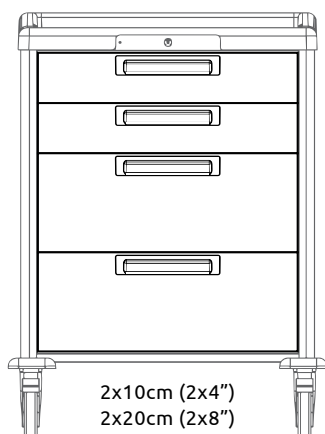
CRT-M39KL-224448



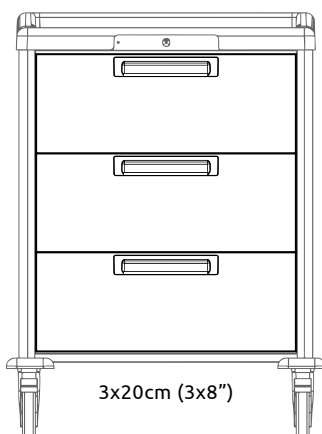
CRT-M39KL-444444



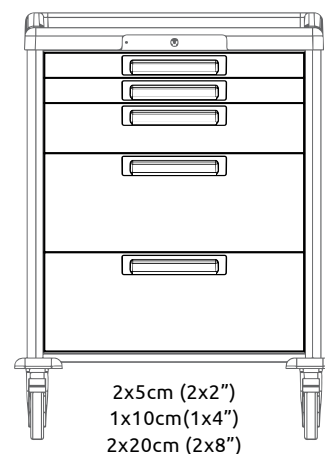
CRT-M39KL-4488



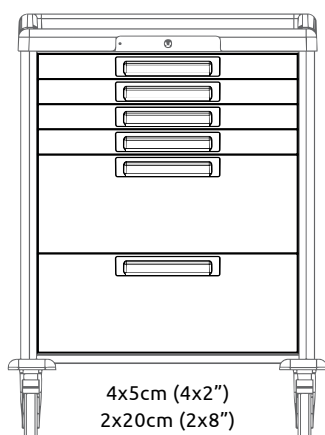
CRT-M39KL-888



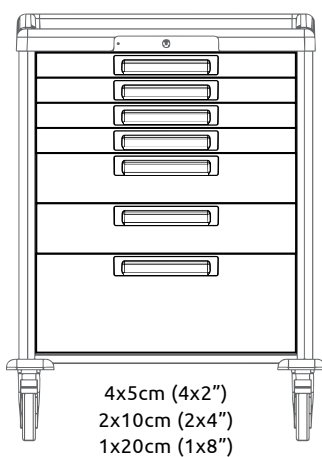
CRT-M39KL-22488



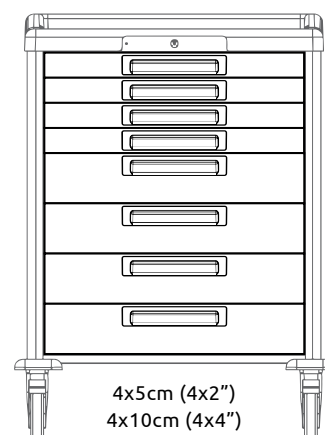
CRT-M39KL-222288



CRT-M39KL-2222448



CRT-M39KL-22224444





CONTACT US FOR MORE DETAILS

+1 888-276-4750 | info@pegasusmedical.net | www.pegasusmedical.net

USA / CANADA
905 E. Rose St Lakeland
FL 33801 - USA

EUROPE / MIDDLE EAST / ASIA
V. Croda Granda 13a 31027
Spresiano (TV) - Italy