

# EcoLine



**ISO 60-40 MEDICAL CARTS**

PROCEDURE | EMERGENCY | MEDICATION | ANESTHESIA





# PEGASUS MEDICAL

**Pegasus Medical** is the partner of leading healthcare organizations and hospitals in 5 continents.

Our clients recommend our products and solutions since we greatly **simplify healthcare materials management** with flexible and scalable solutions. We provide significant **cost savings**, and stand behind our methodology with **unmatched expert support**.

With over 20 years of experience in medication and hospital supplies management, Pegasus Medical has developed **Ecoline carts** to provide an ideal combination for hospitals using ISO 60-40 trays and baskets.





---

# MEDICAL CARTS

**Pegasus Medical** provides a wide range of carts and trolleys with a variety of available accessories.

Our carts are **solid, customizable and affordable.** By utilizing a modular structure, we enable a quick reconfiguration of a standard cart into a unique drawer configuration with a designated color coding.

Ecoline is the ideal solution for your medication and hospital supplies management needs.

**Ecoline drawers are compatible with any ISO 60-40 tray / basket.** Most important, the position of drawers, trays and baskets can always be redefined.





## Hygienic

Smooth and easy-to-clean surfaces

Drawers and tops can be removed for cleaning

Product specifications developed with the highest infection control standards

## Cart Sizes

Compatible with ISO standard modules sized 60x40cm (23.6"x16") and 30x40cm (12"x16")

Several cart heights available

## Flexible

Three different drawer heights available: 5cm, 10cm, 20cm (2", 4", 8")

Drawers configurations can be configured and modified without tools

Countless drawer-dividing possibilities, the compartments can be ideally adapted to the stored articles and the storage space can be optimized

Carts can be customized by adding various accessories

## High visibility and well-organized

Full extension drawer: entire contents can be seen when drawer is pulled out

## Easy to use

Soft self-closing drawers

High-quality 125mm non-marking casters designed for easy and smooth cart operations

Extremely easy accessory mounting

## Material

Powder-coated steel

Top plate and wall bumpers made of ABS plastic

## Safety

Extended wheel base ensures the carts' stability even when drawers are pulled out

Smooth-running casters

Front casters with individual brakes

All EcoLine carts are supplied with a key lock





# PROCEDURE CARTS

## ACCESSORIES

### ☐ WORKTOP & SIDE SHELF \*

#CRTA-SLSHLF-R

Worktop: ABS 60x40cm (24x16")  
+ stainless steel 40x30cm (16x12")



### ☐ WORKTOP GALLERY TOP \*

#CRTA-TOPPC-3SGT

Worktop: ABS 60x40cm (24x16")



### ☐ WORKING SURFACE

#CRTA-TOPPC-ST

Standard for procedure cart  
Worktop: 60x40cm (24x16")



### ☐ IV POLE

#CRTA-IVPOLE-HA

Height adjustable IV pole  
Max height 188cm (74")



### ☐ COMBINATION LOCK

#CRTA-MK39/43ELKIT

Electronic lock with four-digit  
user code



### ☐ KEY LOCK

Provided as a standard



### ☐ TILT-BIN HOLDER 2 \*\*

#CATA-TRL-2

Tilt-Bin holder for 2 rows  
Height above cart: 62.1cm (24.8")



### ☐ TILT-BIN HOLDER 3 \*\*

#CATA-TRL-3

Tilt-Bin holder for 3 rows  
Height above cart: 86cm (34.4")



### ☐ ALUMINUM ACCESSORY RAIL

#CRTA-SRAIL-MK/NM

For mounting various  
accessories on carts



### ☐ HAZARD BIN HOLDER

#CRTA-HAZB-HL

Powder-coated steel



### ☐ SIDE CATHETER BOX

#CRTA-CATH-HLD

10.2x10.2x45cm (4x4x18")  
Steel boxes with flexiglass panel



### ☐ GLOVE HOLDER

#CRTA-GLVBX

For holding a disposable  
glove box 24x16.4x9.2cm  
(9.6x6.5x3.7")



### ☐ TRIO GLOVE HOLDER

#CRTA-GLOVBX-3

For holding 3 disposable  
glove boxes 24x16.4x9.2cm  
(9.6x6.5x3.7")



### ☐ SIDE BASKET

#CRTA-SBASKET

Wire side basket  
44x16x19cm (17.6x6.4x7.6")



### ☐ WASTE BASKET

#CRTA-WSBIN

Waste basket, large - 10L  
with holder 26x20x36.5cm  
(10.4x8x14.6")



### ☐ PUSH HANDLE

#CRTA-ALPH-MK/NM

Aluminum 40cm (16")



### ☐ FOLDABLE FRAME

#CRTA-SFRAME-FL

For side shelf/side tray

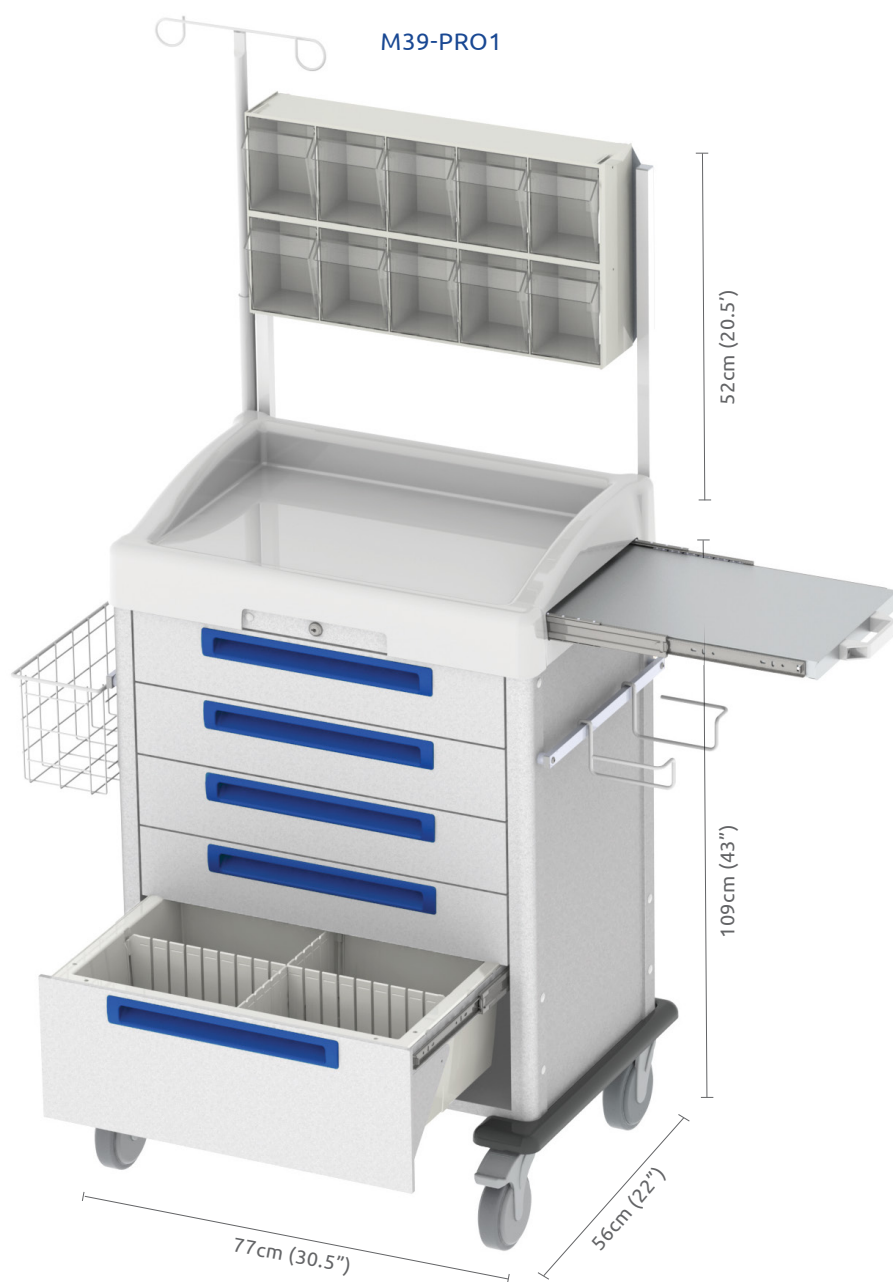


Should be ordered with 1 or 2 accessory rails

\* Note: Worktop side shelf or gallery top are optional and should be ordered separately

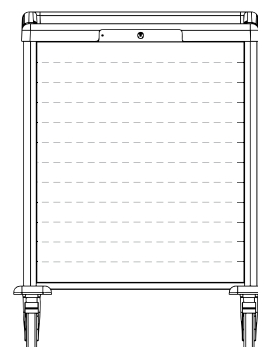
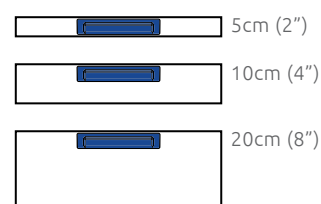
\*\* Bins should be ordered separately





### MULTIPLE DRAWER FRONT CONFIGURATIONS

Drawer front configurations can be changed instantly without the use of tools e.g. single set of 10cm (4") drawer can be changed with 2 sets of 5cm (2") drawers





# MEDICATION CARTS

## ACCESSORIES

- ☐ **WORKTOP & SIDE SHELF \***  
#CRTA-SLSHLF-R  
Worktop: ABS 60x40cm (24x16")  
+ stainless steel 40x30cm (16x12")



- ☐ **WORKTOP GALLERY TOP \***  
#CRTA-TOPPC-3SGT  
Worktop: ABS 60x40cm (24x16")



- ☐ **WORKING SURFACE**  
#CRTA-TOPPC-ST  
Standard for procedure cart  
Worktop: 60x40cm (24x16")



- ☐ **IV POLE**  
#CRTA-IVPOLE-HA  
Height adjustable IV pole  
Max height 188cm (74")



- ☐ **COMBINATION LOCK**  
#CRTA-MK39/43ELKIT  
Electronic lock with four-digit user code



- ☐ **TILT-BIN HOLDER 2 \*\***  
#CATA-TRL-2  
Tilt-Bin holder for 2 rows  
Height above cart: 62.1cm (24.8")



- ☐ **TILT-BIN HOLDER 3 \*\***  
#CATA-TRL-3  
Tilt-Bin holder for 3 rows  
Height above cart: 86cm (34.4")



- ☐ **ALUMINUM ACCESSORY RAIL**  
#CRTA-SRAIL-MK/NM  
For mounting various accessories on carts



- ☐ **HAZARD BIN HOLDER**  
#CRTA-HAZB-HL  
Powder-coated steel



- ☐ **SIDE CATHETER BOX**  
#CRTA-CATH-HLD  
10.2x10.2x45cm (4x4x18")  
Steel boxes with flexiglass panel



- ☐ **GLOVE HOLDER**  
#CRTA-GLVBX  
For holding a disposable glove box 24x16.4x9.2cm (9.6x6.5x3.7")



- ☐ **TRIO GLOVE HOLDER**  
#CRTA-GLOVBX-3  
For holding 3 disposable glove boxes 24x16.4x9.2cm (9.6x6.5x3.7")



- ☐ **SIDE BASKET**  
#CRTA-SBASKET  
Wire side basket  
44x16x19cm (17.6x6.4x7.6")



- ☐ **WASTE BASKET**  
#CRTA-WSBIN  
Waste basket, large - 10L with holder 26x20x36.5cm (10.4x8x14.6")



- ☐ **PUSH HANDLE**  
#CRTA-ALPH-MK/NM  
Aluminum 40cm (16")



- ☐ **FOLDABLE FRAME**  
#CRTA-SFRAME-FL  
For side shelf/side tray



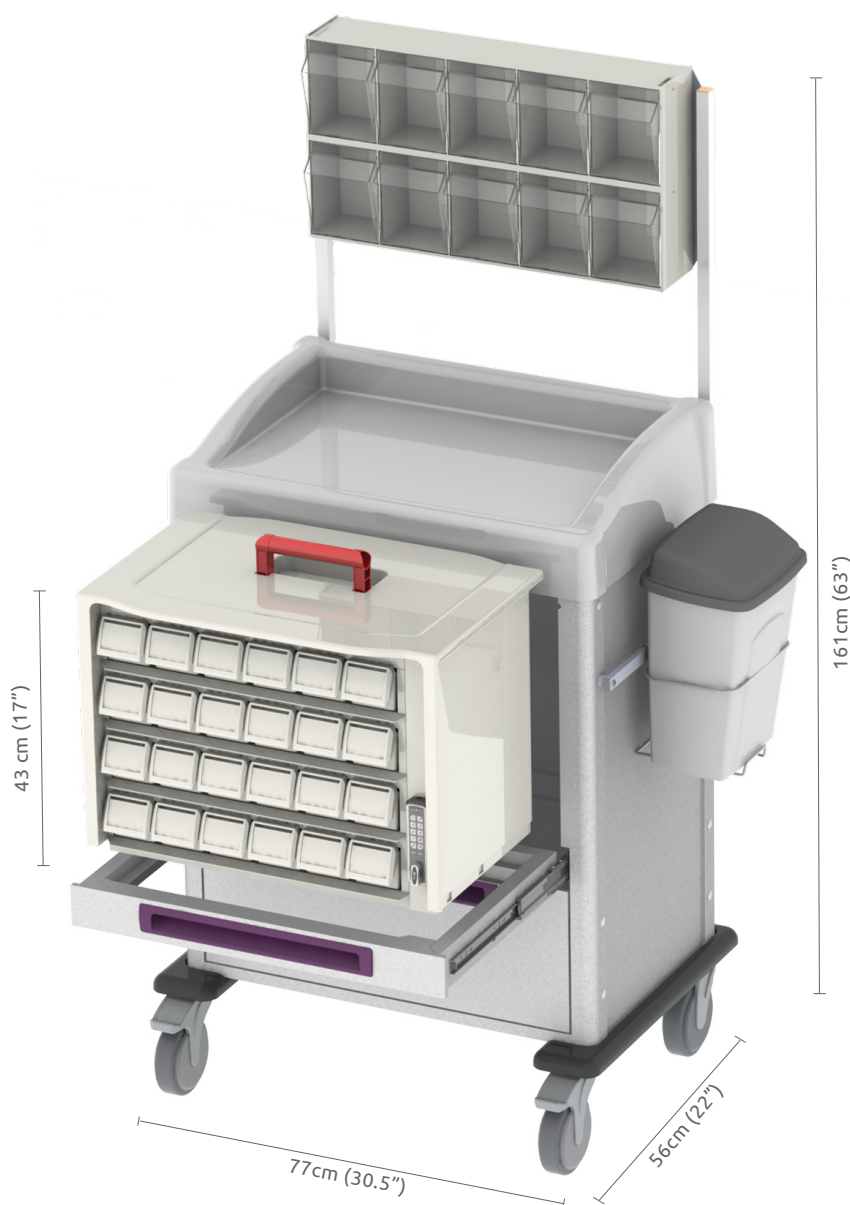
Should be ordered with 1 or 2 accessory rails

\* Note: Worktop side shelf or gallery top are optional and should be ordered separately

\*\* Bins should be ordered separately

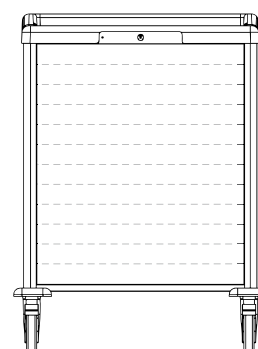
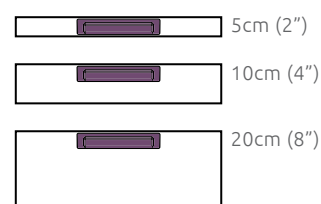


M39-MED1



### MULTIPLE DRAWER FRONT CONFIGURATIONS

Drawer front configurations can be changed instantly without the use of tools e.g. single set of 10cm (4") drawer can be changed with 2 sets of 5cm (2") drawers



The cassettes are according to ISO standard and fit Pegasus's different storage systems



\* Medication cassette item #MED-CAST-4L-WCL  
\* Medication drawer item #MED-DWR



CRT-M39KL-44448  
+ MED-CAST-4L-WCL



CRT-M43KL-444448  
+ MED-CAST-4L-WCL



# ISOLATION CARTS

## ACCESSORIES

### □ WORKTOP & SIDE SHELF \*

#CRTA-SLSHLF-R

Worktop: ABS 60x40cm (24x16")  
+ stainless steel 40x30cm (16x12")



### □ WORKTOP GALLERY TOP \*

#CRTA-TOPPC-3SGT

Worktop: ABS 60x40cm (24x16")



### □ WORKING SURFACE

#CRTA-TOPPC-ST

Standard for procedure cart  
Worktop: 60x40cm (24x16")



### □ COMBINATION LOCK

#CRTA-MK39/43ELKIT

Electronic lock with four-digit  
user code



### □ ALUMINUM ACCESSORY RAIL

#CRTA-SRAIL-MK/NM

For mounting various  
accessories on carts



### □ HAZARD BIN HOLDER

#CRTA-HAZB-HL

Powder-coated steel



### □ GLOVE HOLDER

#CRTA-GLVBX

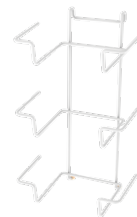
For holding a disposable  
glove box 24x16.4x9.2cm  
(9.6x6.5x3.7")



### □ TRIO GLOVE HOLDER

#CRTA-GLOVBX-3

For holding 3 disposable  
glove boxes 24x16.4x9.2cm  
(9.6x6.5x3.7")



### □ SIDE BASKET

#CRTA-SBASKET

Wire side basket  
44x16x19cm (17.6x6.4x7.6")



### □ WASTE BASKET

#CRTA-WSBIN

Waste basket, large - 10L  
with holder 26x20x36.5cm  
(10.4x8x14.6")



### □ PUSH HANDLE

#CRTA-ALPH-MK/NM

Aluminum 40cm (16")



### □ FOLDABLE FRAME

#CRTA-SFRAME-FL

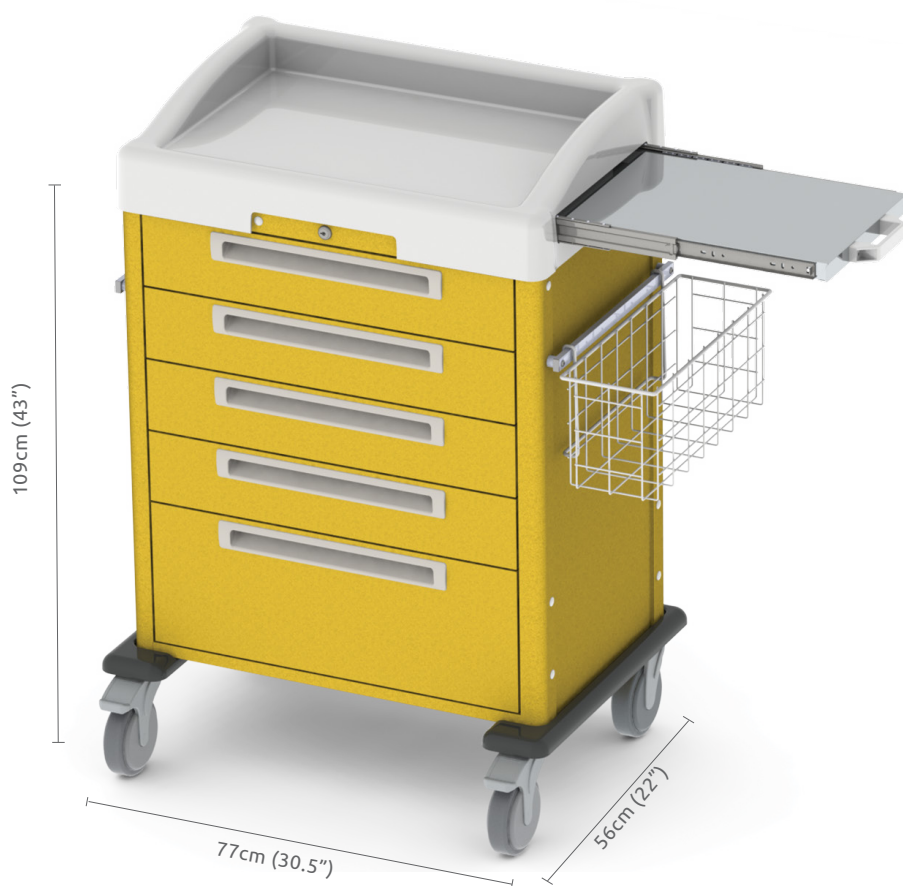
For side shelf/side tray



Should be ordered with 1 or 2 accessory rails

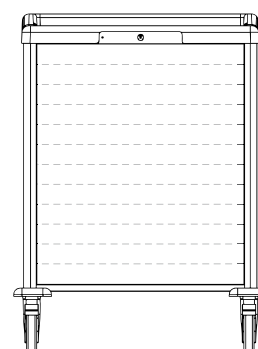
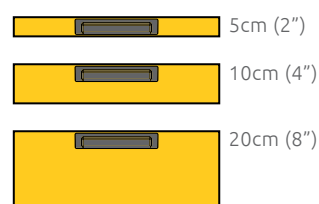
\* Note: Worktop side shelf or gallery top  
are optional and should be ordered separately

M39-ISO1



### MULTIPLE DRAWER FRONT CONFIGURATIONS

Drawer front configurations can be changed instantly without the use of tools e.g. single set of 10cm (4") drawer can be changed with 2 sets of 5cm (2") drawers



CRT-M35KL-4448

CRT-M39KL-44448



# ANESTHESIA CARTS

## ACCESSORIES

### □ WORKTOP & SIDE SHELF \*

#CRTA-SLSHLF-R

Worktop: ABS 60x40cm (24x16")  
+ stainless steel 40x30cm (16x12")



### □ WORKTOP GALLERY TOP \*

#CRTA-TOPPC-3SGT

Worktop: ABS 60x40cm (24x16")



### □ WORKING SURFACE

#CRTA-TOPPC-ST

Standard for procedure cart  
Worktop: 60x40cm (24x16")



### □ COMBINATION LOCK

#CRTA-MK39/43ELKIT

Electronic lock with four-digit  
user code



### □ TILT-BIN HOLDER 2 \*\*

#CATA-TRL-2

Tilt-Bin holder for 2 rows  
Height above cart: 62.1cm (24.8")



### □ TILT-BIN HOLDER 3 \*\*

#CATA-TRL-3

Tilt-Bin holder for 3 rows  
Height above cart: 86cm (34.4")



### □ PUSH HANDLE

#CRTA-ALPH-MK/NM

Aluminum 40cm (16")



### □ PUSH HANDLE

#CRTA-ALPH-MUU39

Aluminum 60cm (24")



### □ ALUMINUM ACCESSORY RAIL

#CRTA-SRAIL-MK/NM

For mounting various  
accessories on carts



### □ ALUMINUM ACCESSORY RAIL MUU

#CRTA-SRAIL-MUU39

For mounting various  
accessories on MUU carts



### □ HAZARD BIN HOLDER

#CRTA-HAZB-HL

Powder-coated steel



### □ SIDE CATHETER BOX

#CRTA-CATH-HLD

10.2x10.2x45cm (4x4x18")

Steel boxes with flexiglass panel



### □ GLOVE HOLDER

#CRTA-GLVBX

For holding a disposable  
glove box 24x16.4x9.2cm  
(9.6x6.5x3.7")



### □ TRIO GLOVE HOLDER

#CRTA-GLOVBX-3

For holding 3 disposable  
glove boxes 24x16.4x9.2cm  
(9.6x6.5x3.7")



### □ SIDE BASKET

#CRTA-SBASKET

Wire side basket  
44x16x19cm (17.6x6.4x7.6")



### □ WASTE BASKET

#CRTA-WSBIN

Waste basket, large - 10L  
with holder 26x20x36.5cm  
(10.4x8x14.6")




Should be ordered with 1 or 2 accessory rails

\* Note: Worktop side shelf or gallery top are optional and should be ordered separately

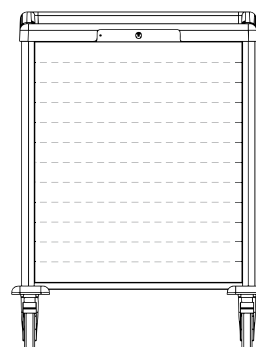
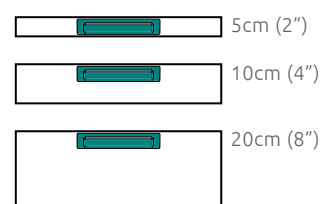
\*\* Bins should be ordered separately

M39-ANS1



### MULTIPLE DRAWER FRONT CONFIGURATIONS

Drawer front configurations can be changed instantly without the use of tools e.g. single set of 10cm (4") drawer can be changed with 2 sets of 5cm (2") drawers



CRT-M39KL-44448



CRT-M43KL-444448



CRT-MUU39-44448



# EMERGENCY CARTS

## ACCESSORIES

### ☐ WORKTOP & SIDE SHELF \*

#CRTA-SLSHLF-R

Worktop: ABS 60x40cm (24x16")  
+ stainless steel 40x30cm (16x12")



### ☐ WORKTOP GALLERY TOP \*

#CRTA-TOPPC-3SGT

Worktop: ABS 60x40cm (24x16")



### ☐ WORKING SURFACE

#CRTA-TOPPC-ST

Standard for procedure cart  
Worktop: 60x40cm (24x16")



### ☐ SEAL LOCK

#CRTA-BRO-LOCK

Breakaway/seal lock



### ☐ IV POLE

#CRTA-IVPOLE-HA

Height adjustable IV pole  
Max height 188cm (74")



### ☐ CARDIAC BACKBOARD

#CRTA-CARBACKB

With hanging hooks  
Acrylic 51x44cm (20.4x17.6")



### ☐ DEFIBRILLATOR ARM

#CRTA-SDIFARM

Swiveling defibrillator arm  
Powder-coated steel



### ☐ PUSH HANDLE

#CRTA-ALPH-MK/NM

Aluminum 40cm (16")



### ☐ ALUMINUM ACCESSORY RAIL

#CRTA-SRAIL-MK/NM

For mounting various  
accessories on carts



### ☐ HAZARD BIN HOLDER

#CRTA-HAZB-HL

Powder-coated steel



### ☐ GLOVE HOLDER

#CRTA-GLVBX

For holding a disposable  
glove box 24x16.4x9.2cm  
(9.6x6.5x3.7")



### ☐ OXYGEN CYLINDER

#CRTA-AXBH1

Side oxygen cylinder  
PVC-coated steel wire



### ☐ WASTE BASKET


#CRTA-WSBIN

Waste basket, large - 10L  
with holder 26x20x36.5cm  
(10.4x8x14.6")



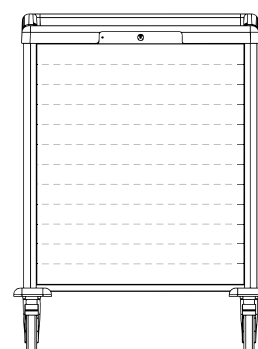
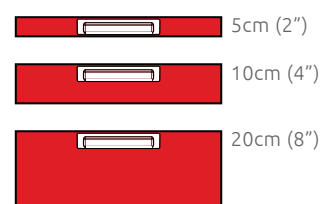
Should be ordered with 1 or 2 accessory rails

\* Note: Worktop side shelf or gallery top are optional and should be ordered separately



### MULTIPLE DRAWER FRONT CONFIGURATIONS

Drawer front configurations can be changed instantly without the use of tools e.g. single set of 10cm (4") drawer can be changed with 2 sets of 5cm (2") drawers



CRT-M39KL-44448



CRT-M43KL-444448

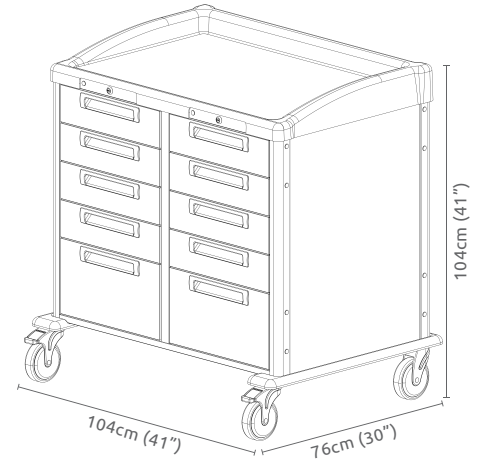


# MOBILE WORKING STATION

Extremely large working surface

10 full sized 40X60cm creating extremely high storage capacity

Ideal for intensive care units; eliminates the need for fixed cabinetry in the room. Carts can be exchanged and cleaned between the different patients



CRT-MUU39-44448



# SMALL FOOTPRINT CARTS



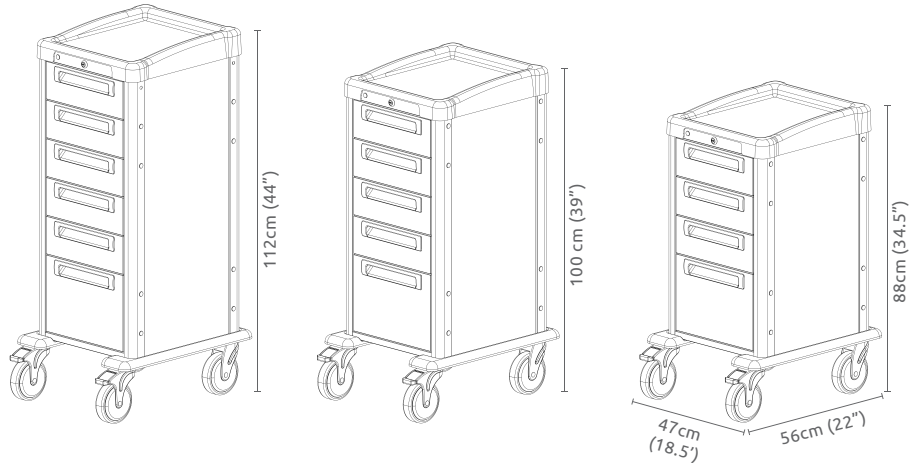
Extremely light and maneuverable

Equipped with 30X40 cm dividable modules

Can be easily pulled/pushed between patients' beds

All drawer modules can be easily removed for cleaning purposes

Electronic and mechanical locking solutions are available



CRT-NM43KL-444448

CRT-NM39KL-44448

CRT-NM35KL-44448



# CARTS CONFIGURATIONS

## Ecoline carts drawer front configurations

The Ecoline carts product range is extremely diverse. Here are some examples for the available configurations of the high procedure cart 109cm (43''):






### CRT-M39KL-44448 + CRTA-TOPPC-3SGT

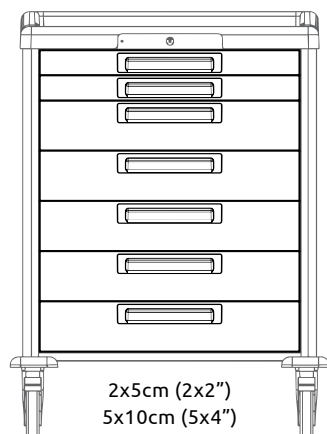
EcoLine cart with drawers

Standard cart configuration:  
4x10cm (4x4''), 1x20cm (1x8'')

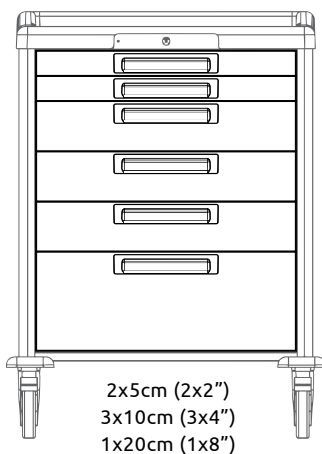
### Height chart

		CRT-M31KL- 448	CRT-M35KL- 4448	CRT-M39KL- 44448	CRT-M43KL-444448
	STANDARD WORKING SURFACE	74cm (29'')	86cm (34'')	98cm (38.5'')	110cm (43.5'')
	WORKTOP GALLERY TOP	80cm (31.5'')	92cm (36'')	104cm (41'')	116cm (46'')
	WORKTOP & SIDE SHELF	85cm (33.5'')	97cm (38'')	109cm (43'')	121cm (48'')

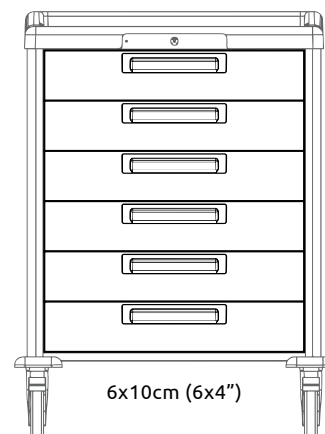
CRT-M39KL-2244444



CRT-M39KL-224448



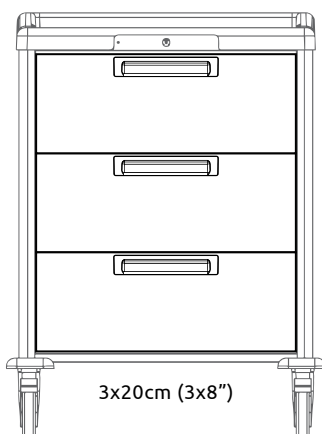
CRT-M39KL-444444



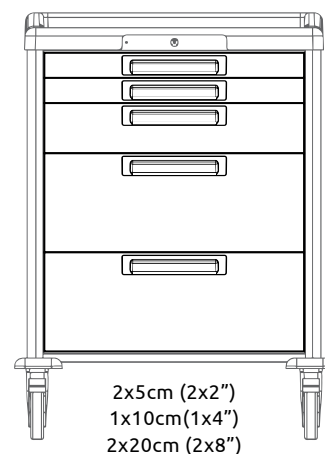
CRT-M39KL-4488



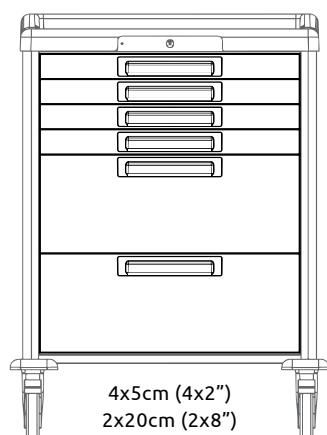
CRT-M39KL-888



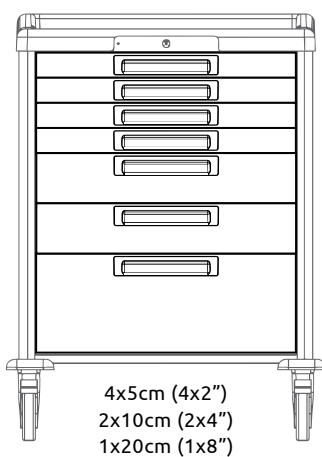
CRT-M39KL-22488



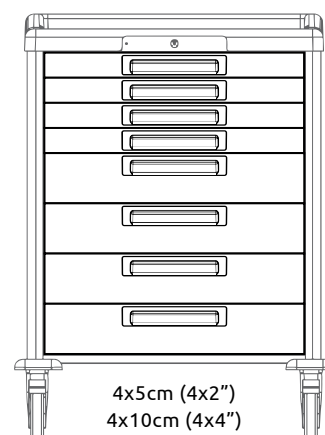
CRT-M39KL-222288



CRT-M39KL-2222448



CRT-M39KL-22224444







## CONTACT US FOR MORE DETAILS

+1 888-276-4750 | [info@pegasusmedical.net](mailto:info@pegasusmedical.net) | [www.pegasusmedical.net](http://www.pegasusmedical.net)

USA / CANADA  
905 E. Rose St Lakeland  
FL 33801 - USA

EUROPE / MIDDLE EAST / ASIA  
V. Croda Granda 13a 31027  
Spresiano (TV) - Italy